





ENERG



Miele

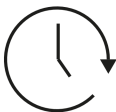
WCI 800-70 CH



49 kWh /  100



9,0 kg



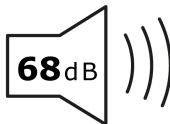
3:19



48 L



ABCDEFGG



ABCD