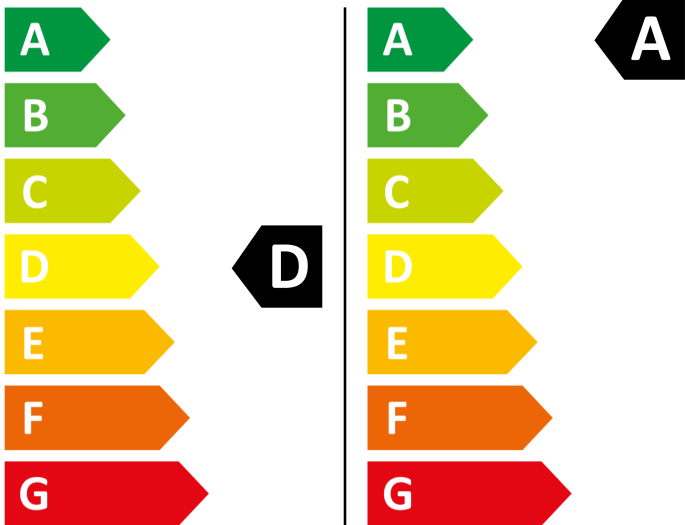




# ENERG

Miele

WTR 800-60 CH



🚰 **262** kWh / 100🕒

💧 **46** kWh / 100🕒

**5,0** kg



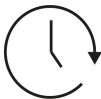
**8,0** kg

**68** L



**47** L

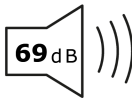
**6:29**



**3:39**



**A**BCDEFG



**A**BCD