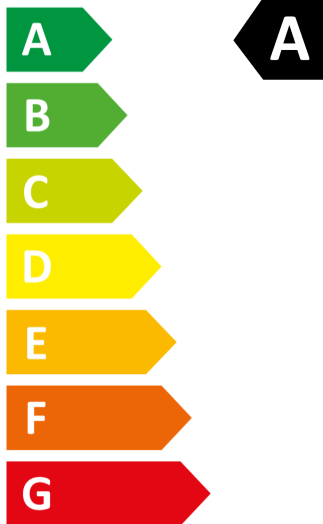
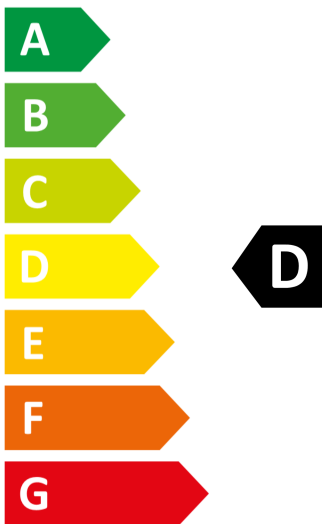




ENERG

Miele

WTW 800-70 CH



307 kWh / 100

49 kWh / 100

6,0 kg



9,0 kg

73 L



48 L

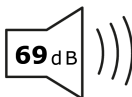
7:19



3:19



ABCDEF G



ABC D