




ENERG

Miele

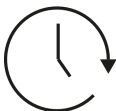
WWI800-60 CH PWash&TDos&9kg



49 kWh / 



9,0 kg



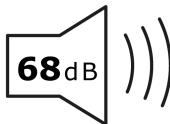
3:19



48 L



ABCDEFG



ABCD