

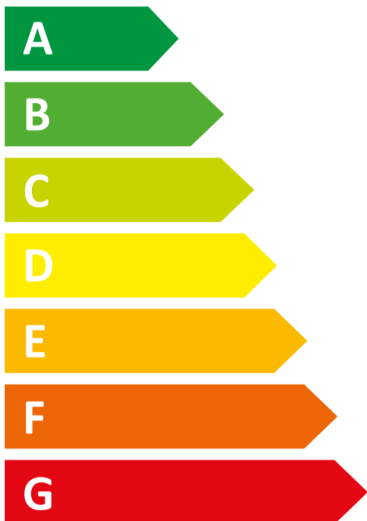



ENERG



Miele

WSC 300-83 CH



38 kWh /  100



8,0 kg



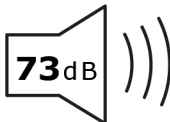
3:39



48 L



ABCDEFG



A**B**CD